

Recommended PC Board Pattern

Land Patterns For Reflow Soldering:

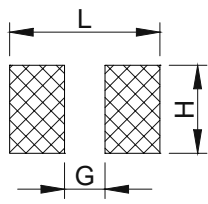


FIG.1

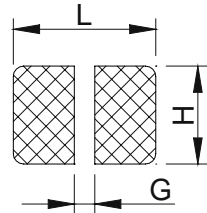


FIG.2

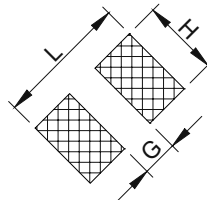


FIG.3

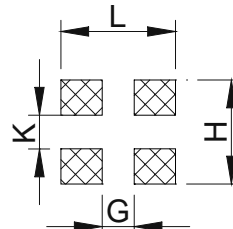


FIG.4

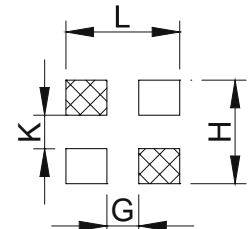


FIG.5

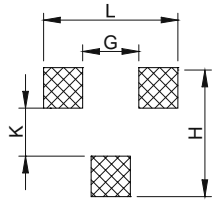


FIG.6

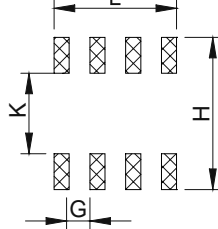


FIG.7

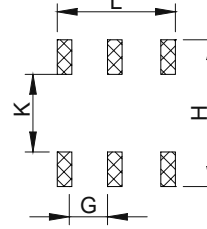


FIG.8




FIG.9

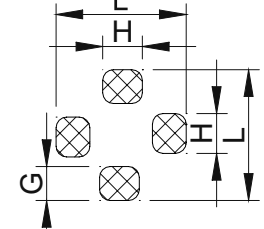


FIG.10

Land Patterns Dimension:

Series Number	Item	L (mm)	G (mm)	H (mm)	K (mm)	FIG
FCM	1005	2.10	0.50	0.55	---	1
	1608	2.60	0.60	0.80	---	1
	2012	3.00	1.00	1.00	---	1
	3216	4.40	2.20	1.40	---	1
	3225	4.40	2.20	3.40	---	1
	4516	5.70	2.70	1.40	---	1
	4532	5.90	2.57	4.22	---	1
HCB	1608	2.60	0.60	0.80	---	1
	2012	3.00	1.00	1.00	---	1
	3216	4.40	2.20	1.40	---	1
	3225	4.40	2.20	3.40	---	1
	4516	5.70	2.70	1.40	---	1
	4532	5.90	2.57	4.22	---	1
	5750	7.30	3.50	6.00	---	1
SMH	2020	2.50	0.40	2.50	0.40	4
	2320	2.80	0.60	2.50	0.40	4
	2520	3.00	0.80	2.50	0.40	4
	3225	4.00	1.20	3.00	0.80	4
	4532	5.00	1.50	4.00	1.00	4
FCI	1608	2.60	0.60	0.80	---	1
	2012	3.00	1.00	1.00	---	1
	2520	3.90	1.50	1.50	---	1
	3216	4.40	2.20	1.40	---	1
	3225	4.40	2.20	3.40	---	1
	4532	5.90	2.57	4.22	---	1
LPI	2015	3.00	1.00	1.00	---	1
	2520	3.90	1.50	1.50	---	1
	3216	4.40	2.20	1.40	---	1
	3225	4.40	2.20	3.40	---	1
	4532	5.90	2.57	4.22	---	1
	5750	7.50	3.50	6.00	---	1

Soldering and Mounting (焊錫性及安裝)

Land Patterns Dimension:

Series Number	Item	L (mm)	G (mm)	H (mm)	K (mm)	FIG
WCI	3225	4.40	2.20	3.40	---	1
	4532	5.90	2.57	4.22	---	1
WHI	3225	4.40	2.20	3.40	---	1
	4532	5.90	2.57	4.22	---	1
FPI	0301	4.50	1.10	3.30	---	2
	0302L	4.50	1.10	3.30	---	2
	0302	4.50	1.10	3.30	---	2
	0403	5.50	1.50	4.50	---	2
	0502	6.50	1.70	5.50	---	2
	0503	6.50	1.70	5.50	---	2
	0504	6.50	1.70	5.50	---	2
	0703	8.50	2.00	7.50	---	2
	0705	8.50	2.00	7.50	---	2
	1004	12.50	2.50	9.50	---	2
1005	12.50	2.50	9.50	---	2	
DS	1608	6.86	4.06	3.56	---	1
	1704	6.90	4.70	3.80	---	1
	2506	9.66	7.24	5.84	---	1
	3308	13.21	7.37	2.79	---	1
	3316	13.21	7.37	2.79	---	1
	3340	13.21	7.37	2.79	---	1
	5022	18.29	12.45	2.79	---	1
CHTPW	2012	10.50	5.70	2.20	---	1
	3308	13.21	7.37	2.79	---	1
	3316	13.21	7.37	2.79	---	1
	3340	13.21	7.37	2.79	---	1
	5022	18.29	12.45	2.79	---	1
BS	1813	8.89	5.08	4.06	---	1
	3316	11.68	8.64	4.06	---	1
	5022	17.80	14.00	6.35	---	1
LDR	655312	6.00	4.00	2.30	0.30	5
TP	0603	7.00	4.00	2.20	---	1
	0604	7.00	4.00	2.20	---	1
	0605	7.00	4.00	2.20	---	1
	0703	7.90	4.90	2.20	---	1
	0705	7.90	4.90	2.20	---	1
	1003	10.60	5.60	3.20	---	1
	1004	10.60	5.60	3.20	---	1
SRI	0703	7.80	4.80	2.20	---	1
	0704	7.80	4.80	2.20	---	1
	1204	12.60	7.00	5.40	---	1
	1205	12.60	7.00	5.40	---	1
	1207	12.60	7.00	5.40	---	1
SRB	0603	7.00	2.50	1.80	---	1
	0605	7.00	2.50	1.80	---	1
	0703	7.80	4.80	2.20	---	1
	0704	7.80	4.80	2.20	---	1
	1204	12.60	7.00	5.40	---	1
	1205	12.60	7.00	5.40	---	1
	1207	12.60	7.00	5.40	---	1
DSS	1608	6.86	4.06	3.56	---	1
	3316	13.21	7.37	2.79	---	1
	5022	18.29	12.45	2.79	---	1

Soldering and Mounting (焊錫性及安裝)

Land Patterns Dimension:

Series Number	Item	L (mm)	G (mm)	H (mm)	K (mm)	FIG
CHTPR	2012	10.50	5.70	2.20	---	1
	3308	13.21	7.37	2.79	---	1
	3316	13.21	7.37	2.79	---	1
	5022	18.29	12.45	2.79	---	1
MPI	0502	6.00	1.70	5.50	---	2
	0603	6.20	1.70	5.50	---	2
	0705	10.00	2.00	7.50	---	2
	1005	12.50	2.50	9.50	---	2
	1205	14.50	3.50	11.00	---	2
SPI	6025	7.00	4.00	2.20	---	1
	6028	7.00	4.00	2.20	---	1
	6038	7.00	4.00	2.20	---	1
	6048	7.00	4.00	2.20	---	1
	7028	7.90	4.90	2.20	---	1
	7030	7.90	4.90	2.20	---	1
	7032	7.90	4.90	2.20	---	1
	7045	7.90	4.90	2.20	---	1
	10130	10.60	5.60	3.20	---	1
	10145	10.60	5.60	3.20	---	1
	12555	13.60	8.60	3.20	---	1
	12565	13.60	8.60	3.20	---	1
	12575	13.60	8.60	3.20	---	1
CDRH	2D11	4.30	1.70	1.30	---	3
	2D14	4.30	1.70	1.30	---	3
	2D18	4.30	1.70	1.30	---	3
	3D11	5.20	2.40	1.50	---	3
	3D16	5.20	2.40	1.50	---	3
	3D28	5.20	2.40	1.50	---	3
	4D18	5.30	1.50	5.30	---	1
	4D28	5.30	1.50	5.30	---	1
	5D18	6.30	2.00	6.30	---	1
	5D28	6.30	2.00	6.30	---	1
	6D28	7.30	2.00	7.30	---	1
	6D38	7.30	2.00	7.30	---	1
CDRH	8D28	10.10	6.10	5.00	---	1
	8D38	10.10	6.10	5.00	---	1
	8D43	10.10	6.10	5.00	---	1
SDRH	4D18	5.30	1.50	5.30	---	1
	4D28	5.30	1.50	5.30	---	1
	5D18	6.30	2.00	6.30	---	1
	5D28	6.30	2.00	6.30	---	1
	6D28	7.30	2.00	7.30	---	1
	6D38	7.30	2.00	7.30	---	1
CDRH	10D30	10.70	7.30	3.60	---	1
	10D40	10.70	7.30	3.60	---	1
	10D50	10.70	7.30	3.60	---	1
	10D60	10.70	7.30	3.60	---	1
	10D68	10.70	7.30	3.60	---	1
CDRH	10D50MN	10.70	7.30	3.60	---	1
SDS	0420	5.00	2.50	1.80	---	3
	0518	6.00	4.00	2.00	---	3
	0520	6.00	4.00	2.00	---	3

Soldering and Mounting (焊錫性及安裝)

Land Patterns Dimension:

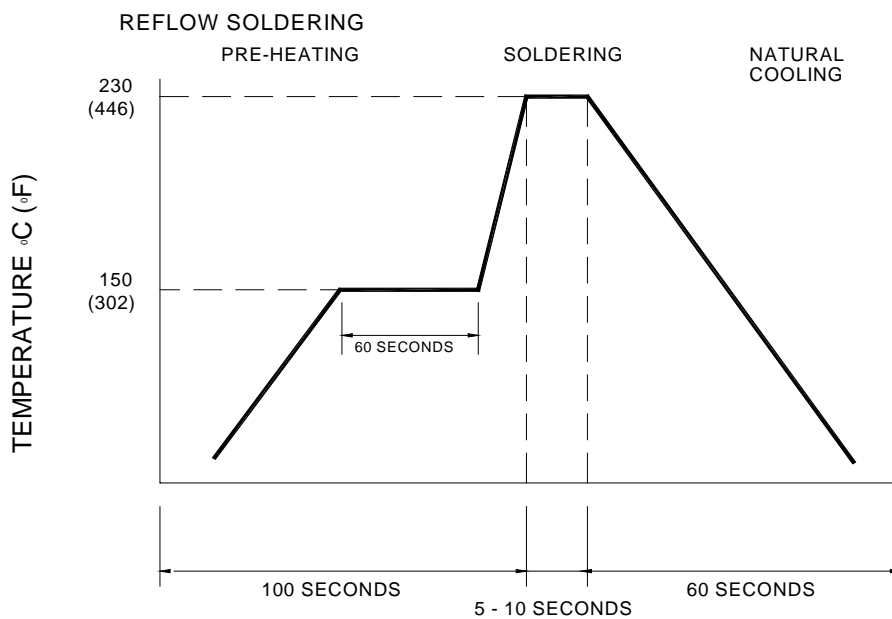
Series Number	Item	L (mm)	G (mm)	H (mm)	K (mm)	FIG
SDS	0530	6.00	4.00	2.00	---	3
	0610	6.60	4.60	2.60	---	1
	0620	6.60	4.60	2.60	---	1
	0625	6.60	4.60	2.60	---	1
	0630	6.60	4.60	2.60	---	1
	0635	6.60	4.60	2.60	---	1
	1203	12.60	7.00	5.40	---	1
	1205	12.60	7.00	5.40	---	1
	1206	12.60	7.00	5.40	---	1
SDR	1208	12.60	7.00	5.40	---	1
	3811	4.30	1.10	4.30	---	9
	3818	4.30	1.10	4.30	---	9
	5010	5.30	1.50	5.30	---	9
	5012	5.30	1.50	5.30	---	9
	5018	5.30	1.50	5.30	---	9
	5020	5.30	1.50	5.30	---	9
CDR	5025	5.30	1.50	5.30	---	9
	0703	7.80	4.80	2.20	---	1
	0704	7.80	4.80	2.20	---	1
	1004	10.70	7.30	3.60	---	1
SDT	1007	10.70	7.30	3.60	---	1
	3713	15.00	8.00	3.50	---	1
	4416	16.00	9.00	3.50	---	1
	5019	18.29	12.45	3.50	---	1
SCT	5025	18.29	12.45	3.50	---	1
	SCT-1P	13.00	3.05	3.68	---	10
	SCT-2P	13.00	3.05	3.68	---	10
	SCT-3P	15.54	3.05	4.06	---	10
HCPI	SCT-4P	15.54	3.05	4.06	---	10
	26	7.50	2.54	2.54	---	1
	40	12.00	5.00	3.50	---	1
SLPI	50	14.00	5.50	3.50	---	1
	1208	14.72	7.36	5.33	---	1
BWH	129L	18.20	12.20	8.20	2.80	5
SIC	12035	10.00	4.00	13.50	7.90	6
	12040	10.00	4.00	13.50	7.90	6
	12045	10.00	4.00	13.50	7.90	6
	12050	10.00	4.00	13.50	7.90	6
	12053	10.00	4.00	13.50	7.90	6
	12055	10.00	4.00	13.50	7.90	6
	12060	10.00	4.00	13.50	7.90	6
	12065	10.00	4.00	13.50	7.90	6
	12070	10.00	4.00	13.50	7.90	6
T4W/T5W	T4W	2.90	0.30	6.50	3.50	7
	T5W	4.60	0.47	8.00	5.00	7
B4W/B5W	B4W	2.90	0.30	6.50	3.50	7
	B5W	4.60	0.47	8.00	5.00	7
SMH	465516	6.50	2.00	5.60	2.50	4
	058505	10.50	3.00	6.00	1.50	4
	750603	7.00	1.50	8.50	1.80	4
	100805	8.00	2.00	12.00	3.60	4
	121006	12.00	3.00	14.00	4.50	4

Soldering and Mounting (焊錫性及安裝)

Land Patterns Dimension:

Series Number	Item	L (mm)	G (mm)	H (mm)	K (mm)	FIG
SMB	060604	7.00	1.00	7.00	2.54	4
	080604	9.00	2.00	7.00	2.54	4
	100604	11.00	4.00	7.00	2.54	4
R5H	0505	7.50	1.50	6.00	---	1
	0510	12.50	3.50	6.00	---	1
SBT	4F	3.80	0.70	6.50	3.50	7
	5F	5.00	1.00	8.00	5.00	7
	5FL	5.00	1.00	8.00	5.00	7

Recommended Reflow Soldering Conditions



Recommended Flow Soldering Conditions

